

Trichostrongylus spp. 毛線蟲屬

Tricho- (hair or thread) + strongylus (round)

Pseudo-hookworms 假鉤蟲

Parasites of ruminants (反芻類), equines (馬), and rodents (嚙齒類). Human infections have been reported from parts of Africa, Indonesia, Egypt, Iran, South-east Asia, India, Japan, Korea, Russia and Chile.

Trichostrongylus orientalis (東方毛線蟲)

Trichostrongylus colubriformis (蛇形毛線蟲)

Trichostrongylus probolurus (槍形毛線蟲)

Trichostrongylus axei (艾氏毛線蟲)

Trichostrongylus vitrinus (透明毛線蟲)

Trichostrongylus skrjabini (斯氏毛線蟲)

Trichostrongylus brevis



Trichostrongylus orientalis (東方毛線蟲)

Trichostrongylus colubriformis (蛇形毛線蟲)

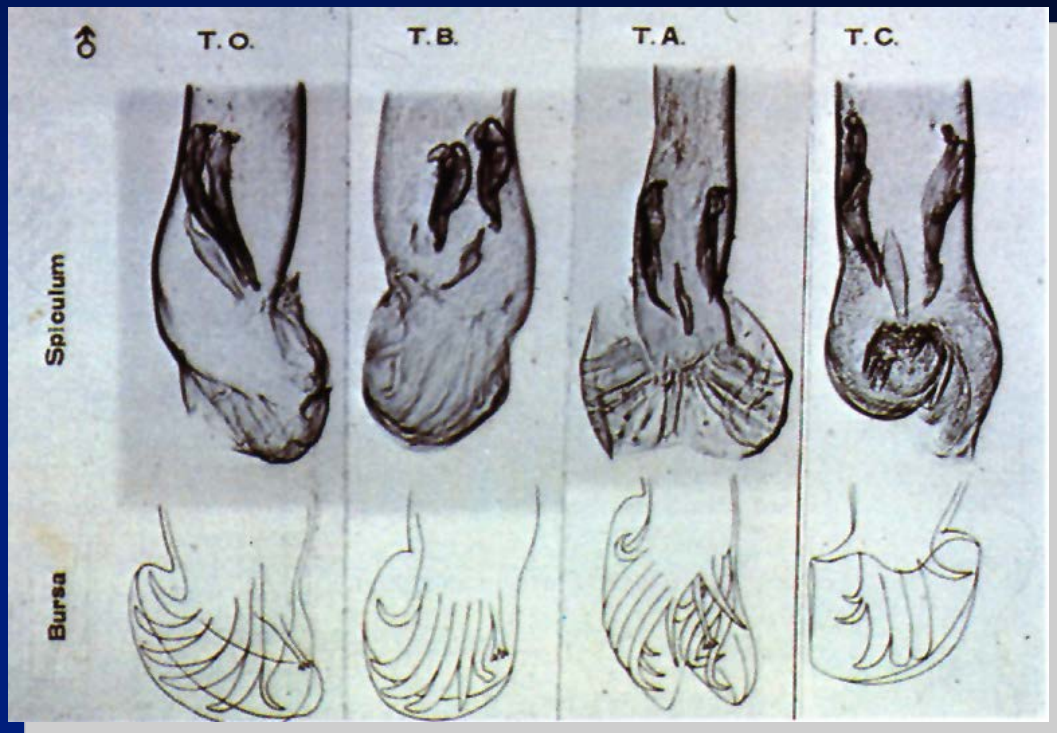
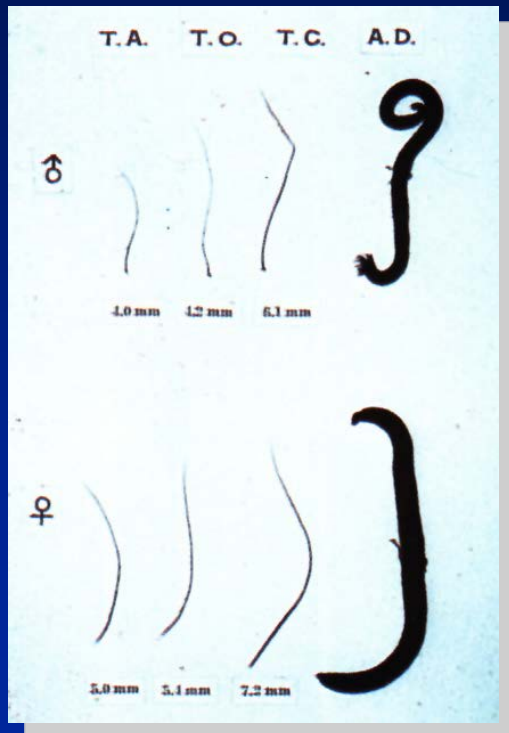
Trichostrongylus probolurus (槍形毛線蟲)

Trichostrongylus axei (艾氏毛線蟲)

Trichostrongylus vitrinus (透明毛線蟲)

Trichostrongylus skrjabini (斯氏毛線蟲)

Trichostrongylus brevis



Morphology 形態

Pseudo-hookworms 假鉤蟲

形態與鉤蟲相似，但無口囊及口齒。蟲體白色透明，前端呈圓形。



雄蟲

大小約 $4.3\sim 5.5 \times 0.072\sim 0.079$ mm，
尾端具由兩葉組成之交尾囊，
內含一對交尾刺。



雌蟲

大小約 $5.5\sim 6.5 \times 0.07$ mm，
尾端較狹，
具一對子宮，
內含 **5~16** 個蟲卵。



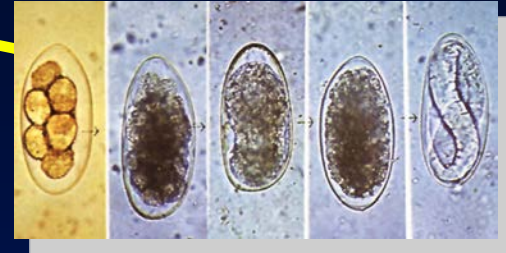
Transmission 傳播途徑



- **Infected by ingesting third stage larvae in contaminated food or drink**
吃入受到第三期感染性幼蟲污染的食物而受感染
 - **Parasite in stomach and small intestine of host**
幼蟲在宿主體內不需移行，直接發育為成蟲
-
-

Life Cycle 生活週期

雌雌交配、產卵
蟲卵隨糞便排出體外



蟲卵在
土壤中孵化

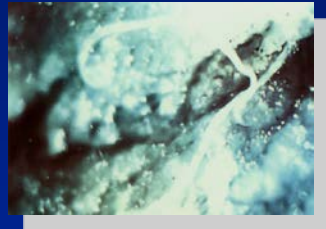


幼蟲在土壤中
蛻皮兩次
發育成第三期
感染性幼蟲



隨被污染之食物
進入宿主消化道

在宿主小腸及胃內
蛻皮兩次 ???
以頭端插入腸粘膜內
發育為成蟲

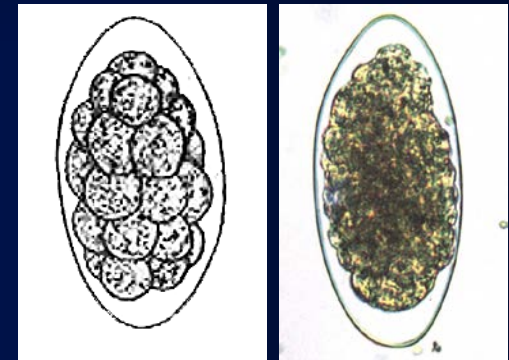
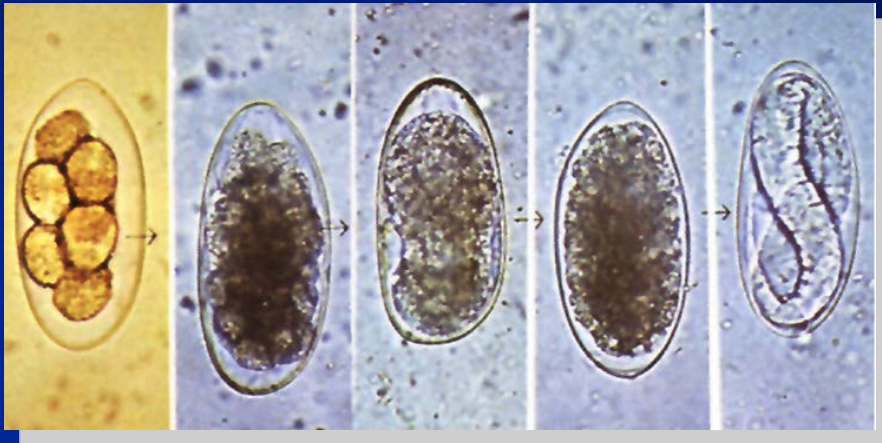


Clinical Features 臨床徵候

- Usually asymptomatic 無症狀
 - Heavy infection may cause gastrointestinal disturbance 腸胃道不適 and anemia 輕微貧血
 - Eosinophilia 嗜酸性白血球增加 (<10%~32%)
-

Egg of *T. orientalis*

形狀與鉤蟲卵相似但較狹長
長寬約 80~100 x 40~50 μm
卵殼很薄無色透明
新鮮糞便中蟲卵含 12~20 個胚細胞



東方毛線蟲卵



鉤蟲卵